

# M&J PreShred 4000M on crawlers

Waste Pre-Shredders from M&J Recycling

Crawler version  
– your first choice





## PreShredder crawler version – excellent onsite mobility and easier to operate

M&J Recyclings PreShred 4000M makes it easier than ever before to process all kinds of waste in almost any location. The crawler version has been designed to deliver improved performance and increased efficiency. Drawing on our vast experience of designing mobile units, the crawler version allows for excellent onsite mobility.



The crawler units can be moved during operation, and are easy to load and transport. It features all the robustness and strength you'd expect from a M&J pre-shredder, with the added benefits of being easier to operate, more efficient to run and easier to service, all of which helps to reduce running costs.

M&J Recycling shredding technology is based on an extremely aggressive knife design and open cutting table, which provides outstanding performance when dealing with mixed and challenging materials. These key features make M&J pre-shredder, units extremely resistant to wear caused by materials and waste normally considered as un-shredable; including solid steel, reinforced concrete and rocks.



PLASTIC LOOSE AND PLASTIC BALES



TREE STUMPS



MATRESSES

## Advanced technology

The M&J PreShred 4000 is a large waste shredder capable of effectively and reliably shredding virtually any type of material. This waste shredder is designed to meet the special needs of plants in which the incoming material varies greatly in terms of size and composition and can contain unknown quantities of steel, stones, and concrete. Examples include recycling plants for refuse derived fuel (RDF), incinerators, and large hazardous waste plants with challenging inputs such as household waste, bulky waste, construction and demolition waste, chemical waste, industrial waste, tree stumps, carpets, mattresses, railway sleepers and refrigerators, as well as compacted waste bales.

### Large throughput

Throughput can be as high as 100 tons/hour, depending on the type of input, the number of knives specified for the cutting table, and the loading procedure. The interaction between the rotating knives on these two shafts running asynchronously and in both directions ensures that the input material is constantly in motion, thus preventing bridging and providing maximum shredding capacity.

Speed of the conveyor belt to be precisely adjusted to suit the waste being processed

Low loading height - easier to load using also a smaller loader

Easier and more efficient to operate - larger hopper

Each cooling unit can be operated separately; further improving energy efficiency

Good access to conveyor rollers for easy cleaning and maintenance, results in a longer lifespan

Can be moved during operation - saving time and energy

Operational in temperatures up to 45°C, increasing the range of use

Cat C15 Tier 4 Final, 540 HP to full fill the emission standards in the USA and Europe. Also available in Tier 3 for other geographical areas



Remote control easy and intuitive to use



Ladder mounted on the cutting table to ensure good access




Crawlers based on years experience

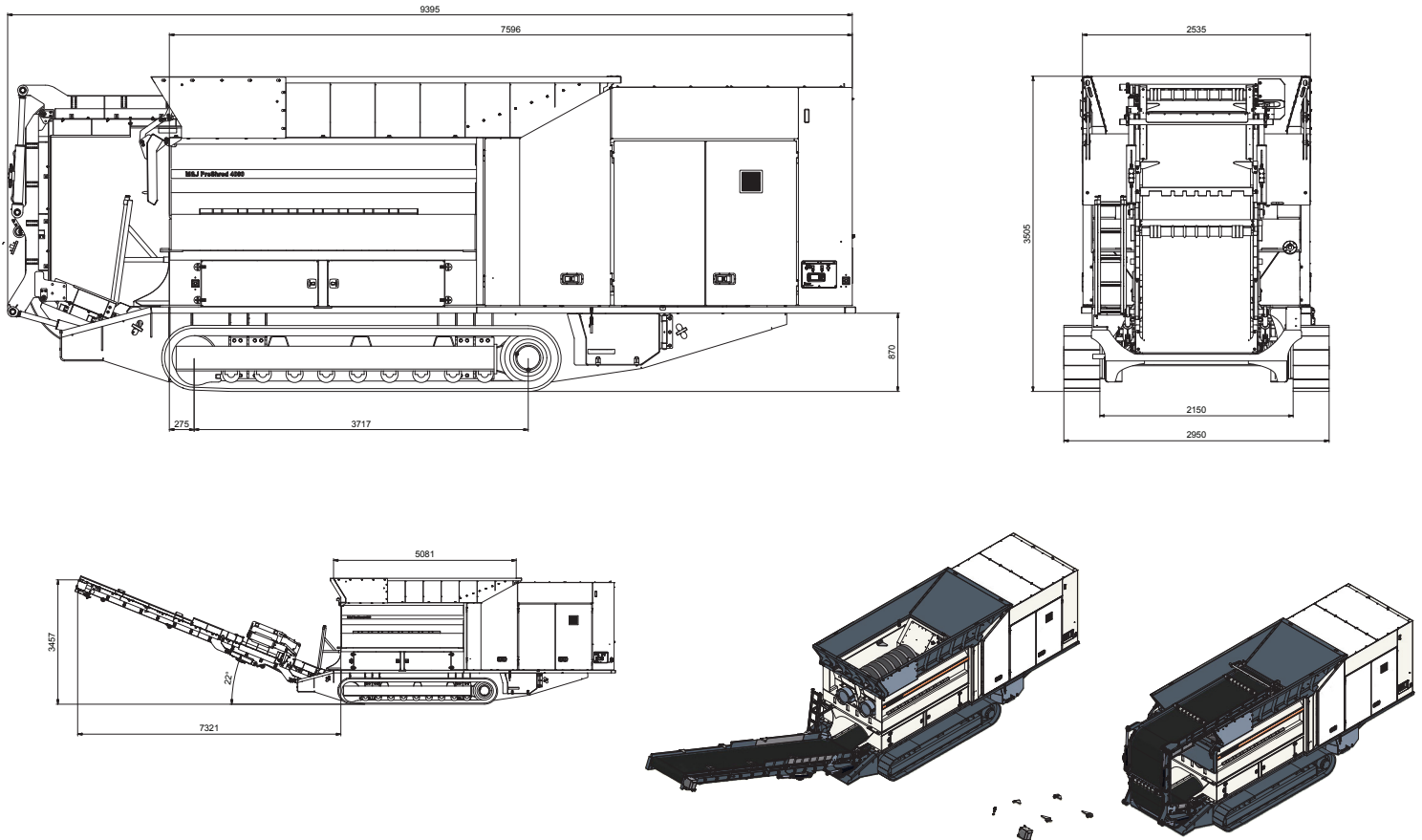


User friendly touch-screen with colour display offering simple and easy operation and diagnostics

Extremely aggressive knife design and open cutting table



Spacious power pack for easy service access



## M&J Metrics for Waste Recycling

M&J Recycling offers a digital solution to help further optimize your M&J shredder equipment operations. Through remote data monitoring, M&J Metrics gives you access to critical insights on your fleet's performance and maintenance needs, with optional access to expertise to help you analyze the data.

**The challenge:** Having access to the right information  
Your waste shredder equipment is often a key asset that keeps your business running smoothly and efficiently. From time to time a shredder can come up with an alarm, and it can be very difficult to detect and react on a given alarm. Without having the right information at the right time to make important operational or maintenance decisions, extended downtime can set in and production rates can suffer, challenging your bottom line.

**The solution: M&J Metrics**  
Every shredded ton of waste count at the end of the day. And making the most out of your operations depends on data you can trust. Through a remote communication device mounted on your equipment, M&J Metrics brings you key operational and maintenance data – from utilization rates, to production levels and fuel or power consumption. With secured access on a PC, tablet or smart phone, this solution allows for data driven decisions that impact your operations.



Ninja star



Dragon sword



Classic



Tomahawk




Butterfly




Tachi



Samurai



cutting table 4000  
- 6 knives



cutting table 4000  
- 12 knives

### Specification

Overall dimensions std with hopper (LxWxH)	mm	9395 x 2950 x 3505
Weight (total included standard conveyor)	ton	35
Standard color	RAL	7011, 9002
Loading height (with standard hopper)	mm	3505
Cutting area	mm	2420 x 2000

### Power pack

Diesel motor	kW	403 CAT C15
Electric control unit		Danfoss Plus+ 1
Drive principle		Double hydrostatic transmission
Fuel consumption – Average	l/hour	60

### Chassis

Standard belt conveyor (L x W)	mm	10250 x 1200
Discharge height	mm	3457

### Cutting table

Number of shafts		2
Rotating speed*	rpm	16-41 / 27-56
Number of knives		8 / 9 / 10 / 12
Number of counter knives		16 / 18 / 20 / 24
Cutting area (L x W)	mm	2420 x 2000
Weight	ton	12.5 – 14.9

### Grain size \*\*

8 knives	mm	< 300
9 knives	mm	< 250
10 knives	mm	< 200
12 knives	mm	< 125

### Capacity per hour\*\*\*

Household waste	ton	up to 100
Demolition wood	ton	up to 70
Industrial waste	ton	up to 35
Bulky waste	ton	up to 50

\* Standard / HDC \*\* 90% less than \*\*\* Depending on loading, grain size and density of the input material



**Nationwide: 1300 658 888**

**Tutt Bryant Equipment - Brisbane**

539 Boundary Road  
Archerfield QLD 4108  
Ph: 07 3373 6400  
Email: qldsales@tuttbryant.com.au

**Tutt Bryant Equipment - Sydney**

6-8 Ferngrove Place  
South Granville NSW 2142  
Ph: 02 9780 7200  
Email: nswsales@tuttbryant.com.au

**Tutt Bryant Equipment - Melbourne**

80-86 Frankston Dandenong Road  
Dandenong VIC 3175  
Ph: 03 9554 0300  
Email: vicsales@tuttbryant.com.au

**Tutt Bryant Equipment - Adelaide**

908 Main North Road  
Mawson Lakes SA 5095  
Ph: 08 8162 0900  
Email: sasales@tuttbryant.com.au

**Tutt Bryant Equipment - Perth**

50 Great Eastern Highway  
South Guildford WA 6055  
Ph: 08 9478 0600  
Email: wasales@tuttbryant.com.au