

CITYRANGE

CR-130Rf

PREMIUM
CITYRANGE



KATO



3 step simple and easy Jib mounting

STEP ①



Insert the Jib foot pin to the boom top.

STEP ②



Derrick the boom. Extend the boom and release the Jib.



Lower and retract the boom. Secure the auxiliary rope to the Jib.

STEP ③



Hoist the auxiliary rope and swing out the Jib.



Lower the boom and attach the tension rods.



The Jib mounting is complete.



Searcher Hook (OPTION)


2 position offset angle Searcher Hook is available - giving optimum working range for Searcher Hook tasks

**MAX
3t**

Casters make moving the Searcher Hook easy and effortless.



By operating the Searcher Hook to optimum angle, it secures the maximum lifting height even the boom is lowered.



Low Position



High Position

The Searcher Hook can be used together with the main hook.

24m

**High rigidity
6-section SUPERBOOM**


◆ **Boom lifting capacity SUPERBOOM**

- Boom type..... 6-section round shaped full power boom
- Maximum lifting capacity..... **13t x 1.7m**
- Boom length..... **5.3m ~ 24m**
- Maximum lifting height..... **24.8m**

◆ **Jib lifting capacity**

- Jib type..... 2-section hydraulic luffing power jib
- Jib offset angle..... **5° ~ 60°**
- Jib length..... **3.6m, 5.5m**
- Maximum lifting height..... **30.3m**

■ Tail slewing radius
..... **1.6m**



Excellent visibility and functional support

◆ The Roof Glass size has been increased by **15%** (compared with CR-130Ri)



◆ Both km/h and MPH,km/h are available for speed meter indication.

▼ Liquid crystal display cluster meter (At view while traveling)



(km/h indication)



(MPH,km/h indication)



▲ Multiple view colour Monitor



▲ Emergency engine stop switch (for crane operation)

High level security start system



● The IC built-in Engine start tag ensures a high level of security.

Clear and safe view

● Operator can monitor left or rear blind spot and winch condition via multiple view colour Monitor.



NEW Safety Feature


Clearance sonar system

The clearance sonar detects the obstruction and alerts the Operator.

Alarm sound cancellation switch



▲ Indicator



◀ Left-front



◀ Left-front wheel



◀ Left-rear



◀ Rear

Note) The images are for illustration purposes only and does not show the actual detection range. The performance of this system has limits. The Operator has a responsibility to drive carefully and safely.

Touch screen control COR information display

Information such as fuel consumption, operation hour are available on display.



ECO function

- This function supports economical crane operation.

Crane operation

- It limits the maximum engine speed to reduce the fuel consumption and noise.

Semi-automatic outriggers leveling



- The new outrigger system facilitates the process of outrigger setting. The vertical cylinders extend and automatically stop at horizontal position while operating semi-automatic leveling switch.

Touch screen control ACS moment limiter

A range of limiting functions to increase Safety during Operation.



Load factor limit

- It limits the load factor to 80% ~100% of the rated lifting capacity and keep a safe margin.

Working range limit

- It limits the 2 vertical surface range and avoid collision.

Rear view camera



- The rear view camera and the wireless rear view camera (option) cover the wide range of blind spot area and enhance the safety.



Outrigger extension width

- ◆ Multiple outrigger positions are available for optimum lifting operations.



Fast and compact traveling performance

- Maximum traveling speed is up to 55km/h. Front and rear steering enable it to approach confined area.

Environment-friendly and high performance engine

- ◆ The SCR (Selective Catalytic Reduction) and DPF reduce the NOx and PM in the emission.

- Model..... HINO J05E-UM (EU Stage IV)
- Piston displacement..... 5.123L
- Maximum Output..... 129kW/2,500min⁻¹
- Maximum Torque..... 540N·m/1,600min⁻¹



More roomy and comfortable cab

Air conditioner

The number of air outlets has been increased.
Air volume is up 30% (compared with CR-130Ri).



The optional air heater is active even if the engine is turned "off".

Step less adjustable sun shade



Seat

Seat suspension is available. The seat provides comfortable reclining.



K·COR



- The K·COR is data logger system which records working status of crane. Record is extractable by the SD card and capable to confirm through K·COR program.



▲ Lunch table (option)



▲ Drink holder

Progressive features



▲ Colour Monitor



▲ USB socket



▲ Accessory socket



▲ Loud speaker (option)



▲ Left-front view camera



▲ Clearance sonar



▲ LED working light



▲ LED ACS outside indicator



▲ LED head light with Hi and Lo selector



▲ LED working light (boom)



▲ Searcher Hook (option)



▲ Side marker lamp (option)



▲ Winch view camera



▲ Rear view camera



▲ Resin outrigger plate (option)



▲ Bridge device switch



▲ LED working light



▲ LED combination rear light

GR-130Rf

PREMIUM
CITYRANGE

GR-130Rf



- Before you use the crane, study the instruction manual thoroughly and follow the instructions it contains.
 - Some differences may arise between the machine delivered and the photographs in the catalog due to the country the crane will be used in or any added improvements.
Note : The specification may be changed without notice.
 - The actual colors of the body and interior may appear slightly different from those shown in this catalogue due to the limitations of photography and printing.
- Contact for enquiry:



KATO WORKS CO.,LTD.